

Please check the examination details below before entering your candidate information

Candidate surname

Other names

Centre Number

Candidate Number

--	--	--	--	--

--	--	--	--

## Pearson Edexcel International Advanced Level

Time 1 hour 30 minutes

Paper  
reference

**WMA13/01**

### Mathematics

#### International Advanced Level

#### Pure Mathematics P3

**You must have:**

Mathematical Formulae and Statistical Tables (Yellow), calculator

Total Marks

**Candidates may use any calculator permitted by Pearson regulations. Calculators must not have the facility for symbolic algebra manipulation, differentiation and integration, or have retrievable mathematical formulae stored in them.**

### Instructions

- Use **black** ink or ball-point pen.
- If pencil is used for diagrams/sketches/graphs it must be dark (HB or B).
- **Fill in the boxes** at the top of this page with your name, centre number and candidate number.
- Answer **all** questions and ensure that your answers to parts of questions are clearly labelled.
- Answer the questions in the spaces provided  
– *there may be more space than you need.*
- You should show sufficient working to make your methods clear. Answers without working may not gain full credit.
- Inexact answers should be given to three significant figures unless otherwise stated.

### Information

- A booklet 'Mathematical Formulae and Statistical Tables' is provided.
- There are 10 questions in this question paper. The total mark for this paper is 75.
- The marks for **each** question are shown in brackets  
– *use this as a guide as to how much time to spend on each question.*

### Advice

- Read each question carefully before you start to answer it.
- Try to answer every question.
- Check your answers if you have time at the end.

Turn over ►

P69204A

©2021 Pearson Education Ltd.

1/1/1/1



Pearson









Leave blank

2.

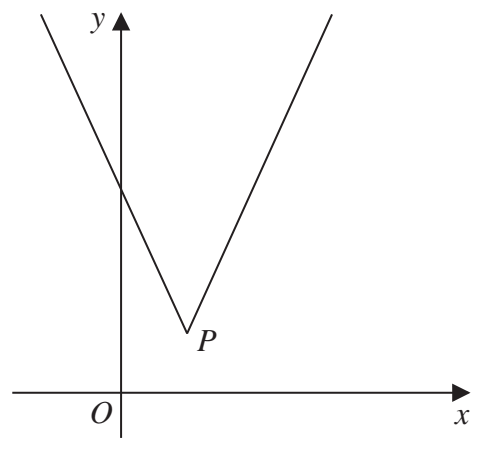


Figure 1

Figure 1 shows a sketch of part of the graph with equation  $y = f(x)$ , where

$$f(x) = |3x - 13| + 5 \quad x \in \mathbb{R}$$

The vertex of the graph is at point  $P$ , as shown in Figure 1.

(a) State the coordinates of  $P$ . (2)

(b) (i) State the range of  $f$ .  
 (ii) Find the value of  $ff(4)$  (2)

(c) Solve, using algebra and showing your working,  
 $16 - 2x > |3x - 13| + 5$  (4)

The graph with equation  $y = f(x)$  is transformed onto the graph with equation  $y = af(x + b)$

The vertex of the graph with equation  $y = af(x + b)$  is  $(4, 20)$

Given that  $a$  and  $b$  are constants,

(d) find the value of  $a$  and the value of  $b$ . (2)

---

---

---

---

---

---

---

---

---

---

DO NOT WRITE IN THIS AREA

DO NOT WRITE IN THIS AREA

DO NOT WRITE IN THIS AREA









DO NOT WRITE IN THIS AREA

DO NOT WRITE IN THIS AREA

DO NOT WRITE IN THIS AREA

**Question 2 continued**

Blank writing area with horizontal lines.

Leave  
blank

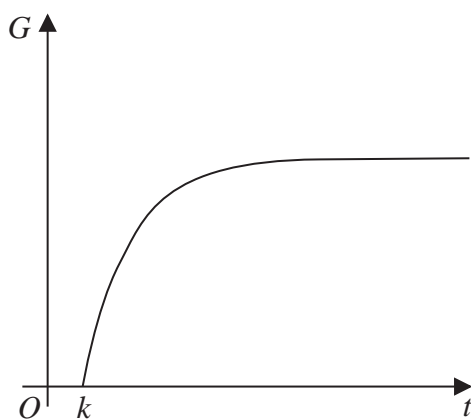
Q2

--	--

**(Total 10 marks)**



3.



**Figure 2**

The total mass of gold,  $G$  tonnes, extracted from a mine is modelled by the equation

$$G = 40 - 30e^{-0.05t} \quad t \geq k \quad G \geq 0$$

where  $t$  is the number of years after 1st January 1800.

Figure 2 shows a sketch of  $G$  against  $t$ .

**Use the equation of the model to answer parts (a), (b) and (c).**

- (a) (i) Find the value of  $k$ .
    - (ii) Hence find the year and month in which gold started being extracted from the mine. (3)
  - (b) Find the total mass of gold extracted from the mine up to 1st January 1870. (2)
- There is a limit to the mass of gold that can be extracted from the mine.
- (c) State the value of this limit. (1)

---

---

---

---

---

---

---

---

---

---

---

---

---

---

---

---

---

---







Leave  
blank

### Question 4 continued

Lined area for writing the answer to Question 4.

DO NOT WRITE IN THIS AREA

DO NOT WRITE IN THIS AREA

DO NOT WRITE IN THIS AREA





DO NOT WRITE IN THIS AREA

DO NOT WRITE IN THIS AREA

DO NOT WRITE IN THIS AREA

**Question 4 continued**

Lined area for writing the answer to Question 4.

Leave blank

**(Total 7 marks)**

**Q4**



Leave blank

5. (i) Find, by algebraic integration, the exact value of

$$\int_2^4 \frac{8}{(2x - 3)^3} dx \quad (4)$$

(ii) Find, in simplest form,

$$\int x(x^2 + 3)^7 dx \quad (2)$$

DO NOT WRITE IN THIS AREA

DO NOT WRITE IN THIS AREA

DO NOT WRITE IN THIS AREA

---

---

---

---

---

---

---

---

---

---

---

---

---

---

---

---

---

---

---

---

---

---

---

---

---







Leave blank

6. (i) The curve  $C_1$  has equation

$$y = 3 \ln(x^2 - 5) - 4x^2 + 15 \quad x > \sqrt{5}$$

Show that  $C_1$  has a stationary point at  $x = \frac{\sqrt{p}}{2}$  where  $p$  is a constant to be found. (4)

(ii) A different curve  $C_2$  has equation

$$y = 4x - 12 \sin^2 x$$

(a) Show that, for this curve,

$$\frac{dy}{dx} = A + B \sin 2x$$

where  $A$  and  $B$  are constants to be found.

(b) Hence, state the maximum gradient of this curve. (4)

---

---

---

---

---

---

---

---

---

---

---

---

---

---

---

---

---

---

---

---

---

---

---

---

DO NOT WRITE IN THIS AREA

DO NOT WRITE IN THIS AREA

DO NOT WRITE IN THIS AREA





- 7 The mass,  $M$  kg, of a species of tree can be modelled by the equation

$$\log_{10} M = 1.93 \log_{10} r + 0.684$$

where  $r$  cm is the base radius of the tree.

The base radius of a particular tree of this species is 45 cm.

According to the model,

- (a) find the mass of this tree, giving your answer to 2 significant figures. (2)

- (b) Show that the equation of the model can be written in the form

$$M = pr^q$$

giving the values of the constants  $p$  and  $q$  to 3 significant figures. (3)

- (c) With reference to the model, interpret the value of the constant  $p$ . (1)

DO NOT WRITE IN THIS AREA

DO NOT WRITE IN THIS AREA

DO NOT WRITE IN THIS AREA



Leave blank

Question 7 continued

DO NOT WRITE IN THIS AREA

Lined writing area for the answer to Question 7.

(Total 6 marks)

Q7



Leave  
blank

8. A curve  $C$  has equation  $y = f(x)$ , where

$$f(x) = \arcsin\left(\frac{1}{2}x\right) \quad -2 \leq x \leq 2 \quad -\frac{\pi}{2} \leq y \leq \frac{\pi}{2}$$

(a) Sketch  $C$ .

(1)

(b) Given  $x = 2 \sin y$ , show that

$$\frac{dy}{dx} = \frac{1}{\sqrt{A - x^2}}$$

where  $A$  is a constant to be found.

(3)

The point  $P$  lies on  $C$  and has  $y$  coordinate  $\frac{\pi}{4}$

(c) Find the equation of the tangent to  $C$  at  $P$ . Write your answer in the form  $y = mx + c$ , where  $m$  and  $c$  are constants to be found.

(3)

DO NOT WRITE IN THIS AREA

DO NOT WRITE IN THIS AREA

DO NOT WRITE IN THIS AREA



Leave blank

Question 8 continued

DO NOT WRITE IN THIS AREA

DO NOT WRITE IN THIS AREA

DO NOT WRITE IN THIS AREA

Lined writing area for the answer to Question 8.









9.

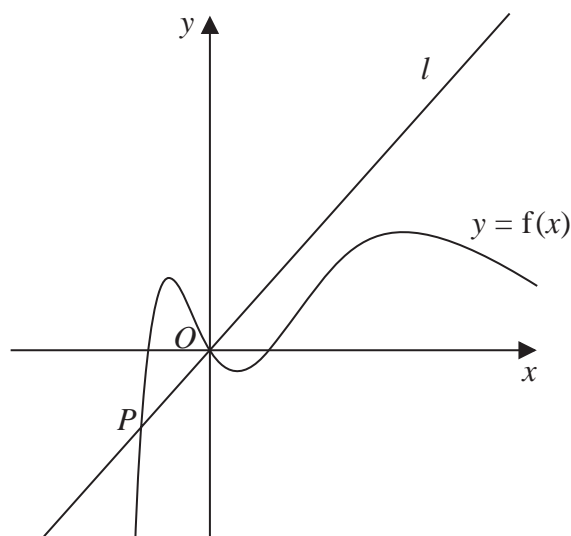


Figure 3

Figure 3 shows a sketch of part of the curve with equation  $y = f(x)$ , where

$$f(x) = x(x^2 - 4)e^{-\frac{1}{2}x}$$

(a) Find  $f'(x)$ .

(2)

The line  $l$  is the normal to the curve at  $O$  and meets the curve again at the point  $P$ .

The point  $P$  lies in the 3rd quadrant, as shown in Figure 3.

(b) Show that the  $x$  coordinate of  $P$  is a solution of the equation

$$x = -\frac{1}{2}\sqrt{16 + e^{\frac{1}{2}x}}$$

(4)

(c) Using the iterative formula

$$x_{n+1} = -\frac{1}{2}\sqrt{16 + e^{\frac{1}{2}x_n}} \quad \text{with } x_1 = -2$$

find, to 4 decimal places,

(i) the value of  $x_2$

(ii) the  $x$  coordinate of  $P$ .

(3)

---



---



---



---



Leave blank

**Question 9 continued**

DO NOT WRITE IN THIS AREA

DO NOT WRITE IN THIS AREA

DO NOT WRITE IN THIS AREA

Lined area for writing the answer to Question 9.







Leave blank

10.

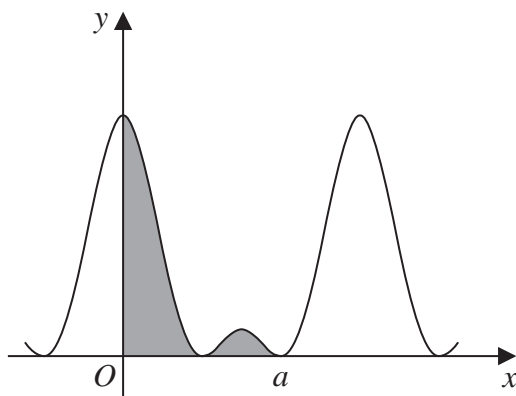


Figure 4

Figure 4 shows a sketch of part of the curve with equation

$$y = (1 + 2 \cos 2x)^2$$

(a) Show that

$$(1 + 2 \cos 2x)^2 \equiv p + q \cos 2x + r \cos 4x$$

where  $p$ ,  $q$  and  $r$  are constants to be found.

(2)

The curve touches the positive  $x$ -axis for the second time when  $x = a$ , as shown in Figure 4.

The regions bounded by the curve, the  $y$ -axis and the  $x$ -axis up to  $x = a$  are shown shaded in Figure 4.

(b) Find, using algebraic integration and making your method clear, the exact total area of the shaded regions. Write your answer in simplest form.

(5)

---

---

---

---

---

---

---

---

---

---

---

---

---

---

---

---

---

---

---

---

---

---

---

---

---

DO NOT WRITE IN THIS AREA

DO NOT WRITE IN THIS AREA

DO NOT WRITE IN THIS AREA





